

ACCESSORY SETUP INSTRUCTIONS

GUARD, RADIATOR PN: 6AQV-801000-1000

VALID FOR: CF 450SR/SS


BEFORE YOU BEGIN: Read and understand the instructions before starting any work. Make sure that all parts are ready and that you have all the tools required for assembly.

NOTE: CFMOTO shall not be liable for any damage caused by incorrect assembly. CFMOTO recommends that all original accessories be assembled by an authorized CFMOTO dealer.

Before assembly, park the vehicle on a flat surface and turn off the vehicle.

Zhejiang CFMOTO Power Co., Ltd. All rights reserved. Reproduction of this document, even in part, as well as copying of all kinds, is permitted only with the express written permission of the copyright owner.

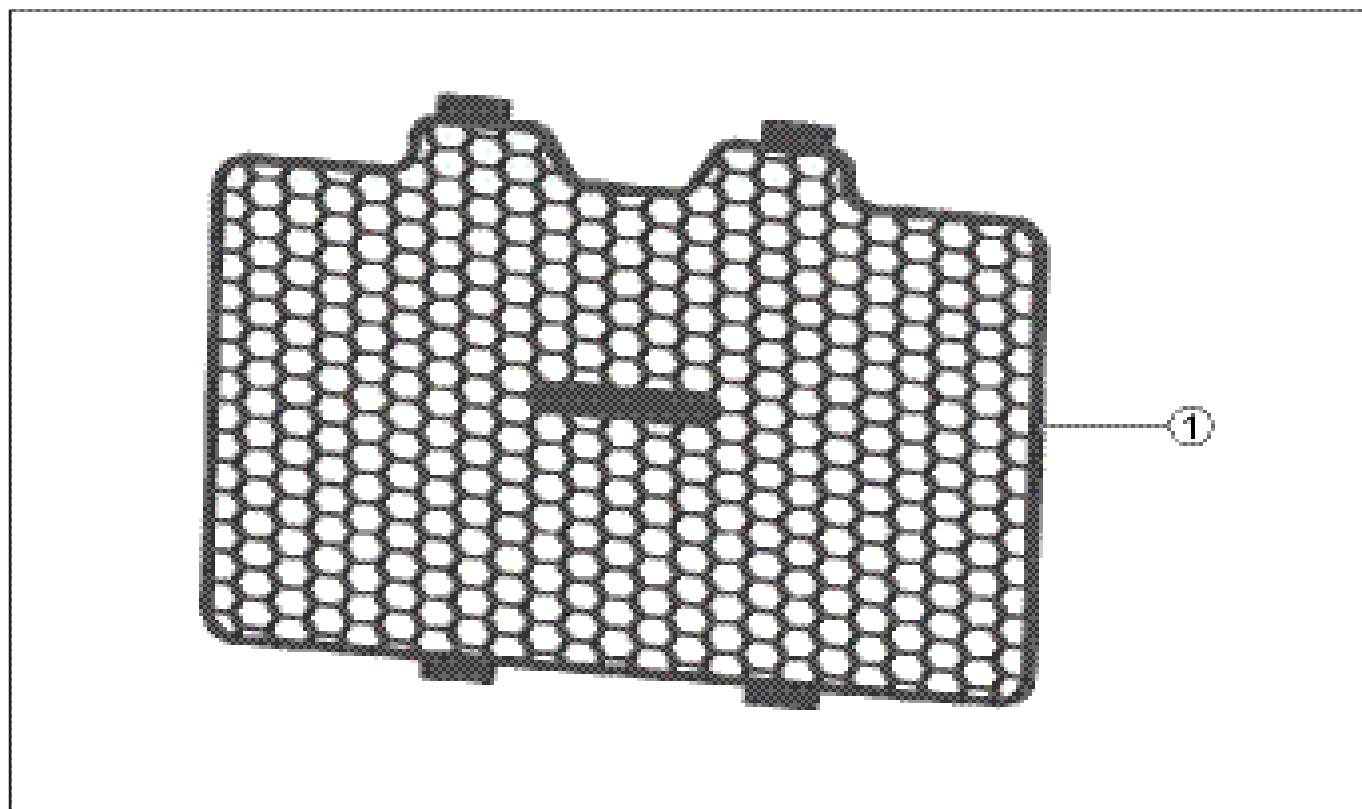
MEANING OF SYMBOLS

 - Indicates information with more details or tips.

 - Indicates information of warning or danger.

PART LIST:

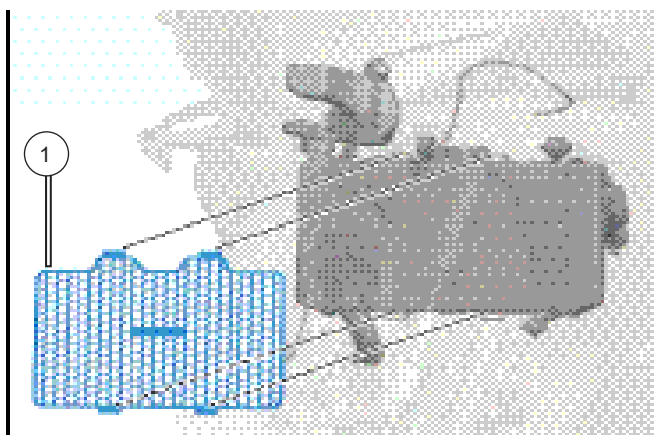
S/N	PART NAME	PART NUMBER	QTY.	DESCRIPTION
1	GUARD, RADIATOR	6AQV-801000-1000	1	Picture is for structure reference only.



TOOL LIST:

ITEM	DESCRIPTION	REMARK
1	PROTECTIVE GLOVES	

WORK



- // Align corresponding fasteners on the guard (1) with installation holes on the radiator.
- // Press evenly to fasten the guard (1) on the radiator.
- // Assembly is complete.